

FEEDBACK



**GOVERNMENT BRENNEN
COLLEGE, DHARMADAM**

2018 – 19

FEEDBACK ANALYSIS

Feedback is the process in which part of the output of a system is returned to its input in order to regulate its further output. It should be an essential part of education, training and personal development. Government Brennen College has an effective system for collecting and analysing the feedback of students, parents and alumni regarding teaching, learning process and other facilities in the college. The college takes feedback regularly with the view of improving the academic standard of students. A window is provided in the College website for the Students to record their feedback. Based on the feedback reports, the college takes adequate measures to the benefit of the teachers and students.

Teacher's feedback on Syllabus

Teachers opinion on the following statements are measured in a five-point scale (Strongly disagree 1, Disagree -2, Neither agree nor disagree-3, Agree 4, Strongly agree- 5). 112 teachers are participated in the survey.

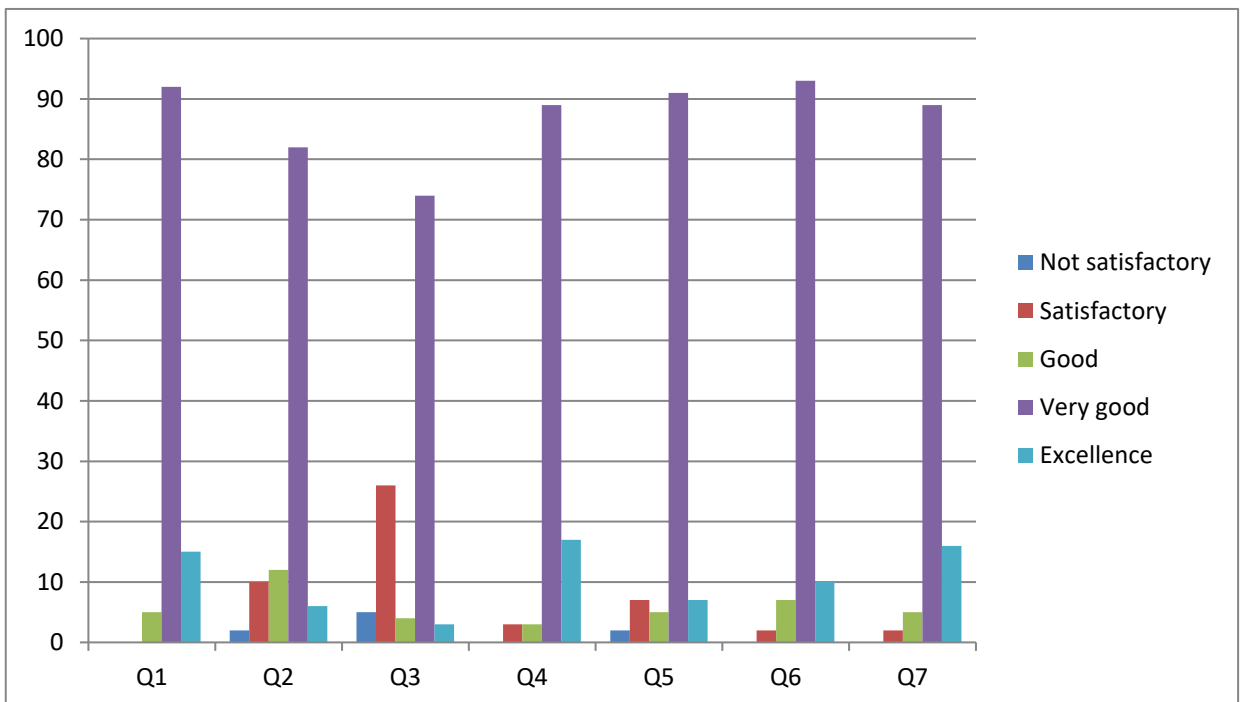
SL No	Particulars
Q1	Suitability of the syllabus to the Programme is good
Q2	Current Syllabus is adequately covers basic Science/contemporary topics/ global issues/emerging global and national trends.
Q3	The specified contact hours stated in syllabus is sufficient to complete the coverage of syllabus as per each course by the teachers
Q4	Sufficient reference material and books are available for the topics mentioned in the syllabus.
Q5	The current syllabus meets the expectations in terms of learning values, skills, knowledge, attitude, analytical abilities, applicability, relevance and practical orientation to real life situations

Q6	Administration is teacher friendly
Q7	Learning atmosphere in the college is good

The data collected has been analyzed and the results described below.

SL No	Question	Not satisfactory	Satisfactory	Good	Very good	Excellence	total
Q1	Suitability of the syllabus to the Programme is good	0	0	5	101	15	121
Q2	Current Syllabus is adequately covers basic Science/contemporary topics/global issues/emerging global and national trends.	02	10	12	91	06	121
Q3	The specified contact hours stated in syllabus is sufficient to complete the coverage of syllabus as per each course by the teachers	5	26	4	83	3	121
Q4	Sufficient reference material and books are available for the topics mentioned in the syllabus.	0	3	3	98	17	121
Q5	The current syllabus meets the expectations in terms of learning values, skills, knowledge, attitude, analytical abilities, applicability, relevance and practical orientation to real life situations	2	7	5	100	7	121
Q6	Administration is teacher friendly	0	2	7	102	10	121
Q7	Learning atmosphere in the college is good	0	2	5	98	16	121

- 95.5 % of teachers agreed that Syllabus is suitable to the course and they are satisfied with the present syllabus.
- 78.57 % of teachers agreed that Current Syllabus is adequately covers basic Science/contemporary topics/ global issues/emerging global and national trends
- 68.74 % of teachers agreed that contact hours stated in syllabus is sufficient to complete the coverage of syllabus as per each course by the teachers.
- 94.64% of teachers agreed that sufficient reference material and books are available for the topics mentioned in the syllabus.
- 87.5 % of teachers agreed that current syllabus meets the expectations in terms of learning values, skills, knowledge, attitude, analytical abilities, applicability, relevance and practical orientation to real life situations.
- 91.96 % of teachers agreed that administration is teacher friendly
- 93.75 % of teachers agreed that learning atmosphere in the college is good



FEEDBACK FROM STUDENTS

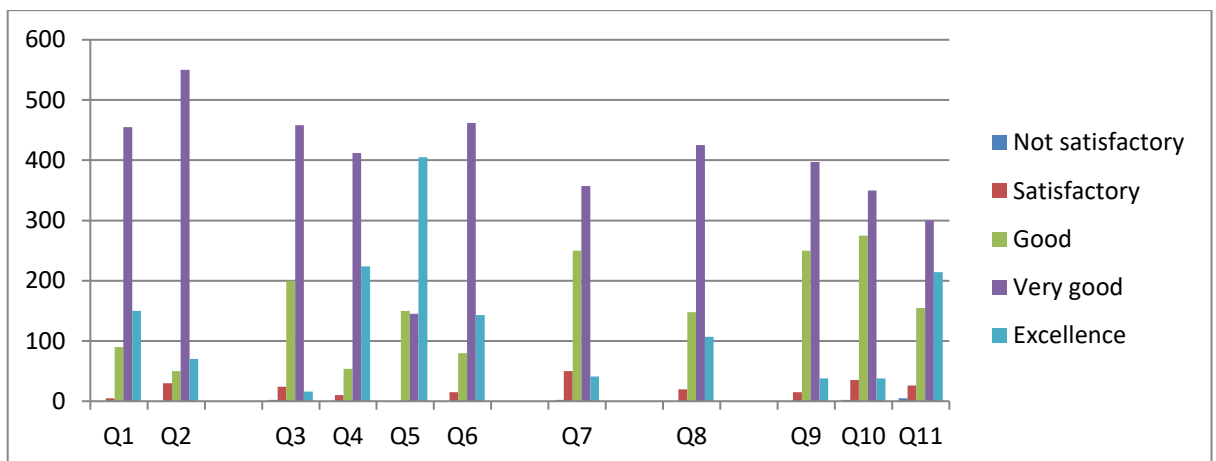
The questionnaire used for student's feedback consists of the following questions.

Q1	The teacher completes the syllabus in time.
Q2	The teacher has excellent communication skills.
Q3	Teacher prompts to ask questions.
Q4	Internal evaluation process is fair and impartial.
Q5	Teacher is punctual in the class
Q6	Sufficient number of prescribed books are available in the library.
Q7	The facilities like class rooms, toilet, auditorium, internet/ photo etc. are excellent.
Q8	The community based extension programmes carried out by the college through various wings like NSS, NCC, are excellent.
Q9	Excellent rapport with teaching/ administrative staff.
Q10	Excellent learning atmosphere in the college.
Q11	Overall Rating about facilities

A random sample of 700 students is selected from all the departments for the survey. Students' opinion on various objectives are measured in a five point scale (not satisfactory – 1, satisfactory-2, Good-3, Very good-4, Excellent-5). The data collected from the students are analyzed and the conclusions are given below.

SL No	Question	Not satisfactory	Satisfactory	Good	Very good	Excellence	total
Q1	The teacher completes the syllabus in time.	0	5	90	455	150	700
Q2	The teacher has excellent communication skills.	0	30	50	550	70	700

Q3	Teacher prompts to ask questions.	2	24	200	458	16	700
Q4	Internal evaluation process is fair and impartial.	0	10	54	412	224	700
Q5	Teacher is punctual in the class	0	0	150	145	405	700
Q6	Sufficient number of prescribed books are available in the library.	0	15	80	462	143	700
Q7	The facilities like class rooms, toilet, auditorium, internet/ photo etc. are excellent.	2	50	250	357	41	700
Q8	The community based extension programmes carried out by the college through various wings like NSS, NCC, are excellent.	0	20	148	425	107	700
Q9	Excellent rapport with teaching/ administrative staff.	0	15	250	397	38	700
Q10	Excellent learning atmosphere in the college.	2	35	275	350	38	700
Q11	Overall Rating about facilities	5	26	155	300	214	700



Link for Student Feedback: <https://edulyze.brennencollege.ac.in/>

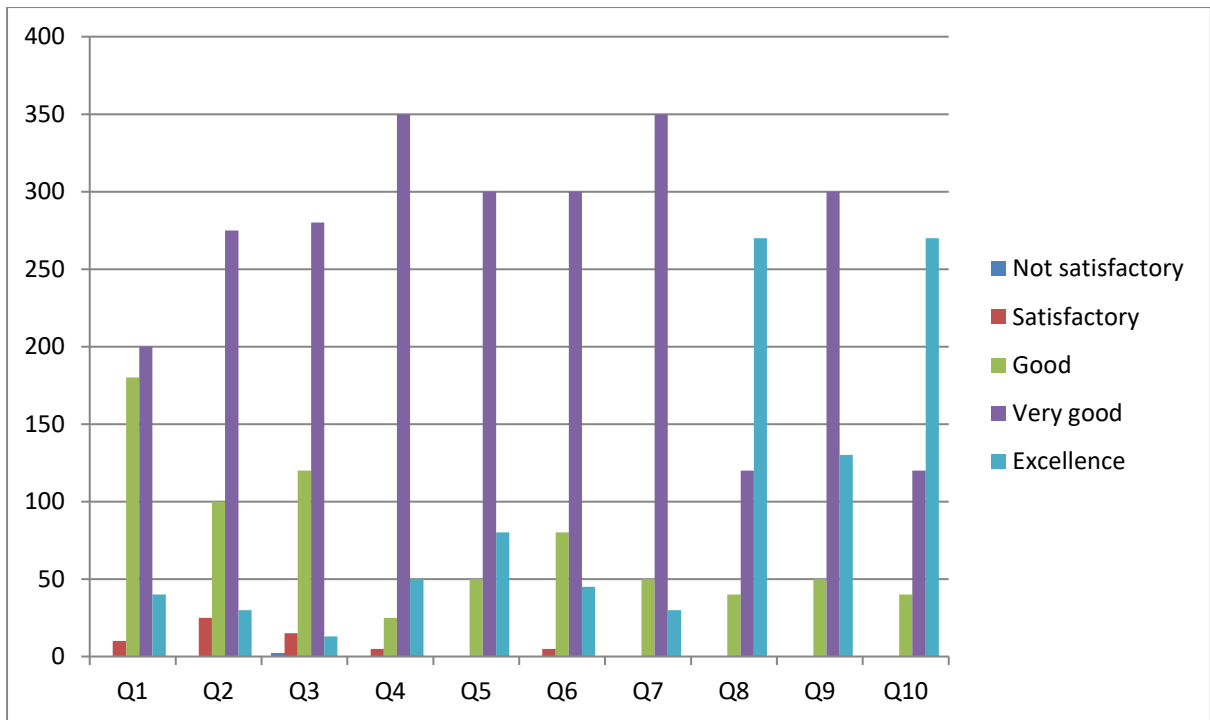
FEEDBACK FROM PARENTS

Parents are important stakeholders of education and their satisfaction is very important to any institution. Parents are requested to give their feedback on the following features/facilities provided by the college. Randomly selected 500 parents of the students from all the departments of the college selected with a proportional representation to each Programme were given the questionnaire, out of them 430 participated in the survey. Parents' opinion on various objectives are measured in a five-point scale (not satisfactory – 1, satisfactory-2, Good-3, Very good-4, Excellent-5).

Sl. No.	Statements about facilities/features
1	How do you rate the learning atmosphere in the College?
2	How do you rate the quality and relevance of the course?
3	How do you rate the student progress and monitoring system?
4	How do you rate the quality of teaching in the college?
5	How do you rate the value added education engaged in the college? (For e.g. Cultural Programs, Ethics and Yoga classes)
6	How do you rate the community based extension programmes carried out by the college through various wings like NSS, NCC, etc.?
7	How do you rate the infrastructural facilities like class/ faculty rooms, auditorium etc.?
8	How do you rate the learning resources such as library, internet, computer etc.?
9	How do you rate the Parent Teacher Communication?
10	How do you rate the College?

The collected data were analysed and the following conclusions made.

SL No	Question	Not satisfactory	Satisfactory	Good	Very good	Excellence	total
1	How do you rate the learning atmosphere in the College?	0	10	180	200	40	430
2	How do you rate the quality and relevance of the course?	0	25	100	275	30	430
3	How do you rate the student progress and monitoring system?	2	15	120	280	13	430
4	How do you rate the quality of teaching in the college?	0	5	25	350	50	430
5	How do you rate the value added education engaged in the college? (For e.g. Cultural Programs, Ethics and Yoga classes)	0	0	50	300	80	430
6	How do you rate the community based extension Programmes carried out by the college through various wings like NSS, NCC, etc.?	0	5	80	300	45	430
7	How do you rate the infrastructural facilities like class/ faculty rooms, auditorium etc	0	0	50	350	30	430
8	How do you rate the learning resources such as library, internet, computer etc.	0	0	40	120	270	430
9	How do you rate the Parent Teacher Communication?	0	0	50	300	130	430
10	How do you rate the College?	0	0	40	120	270	430



FEEDBACK FROM ALUMNI

Alumni's opinion on various questions are measured in five-point scale (Excellent, Very good, Good, average and poor). A random sample of 220 old students from all the departments of the college was selected. The data collected has been analyzed and the results given below

SL No	Question	Not satisfactory	Satisfactory	Good	Very good	Excellence	total
1	Teaching Standard	0	0	15	105	100	220
2	Student amenities	0	5	40	165	10	220
3	Alumni Association	0	0	20	100	100	220
4	Self esteem as a GCM alumni	0	0	40	150	30	220
5	Rapport with teachers	0	0	25	162	33	220
6	Relevance of curriculum in the present job	2	5	28	162	23	220
7	Learning in real life application	3	5	45	150	17	220
8	Extracurricular activities in the college	0	0	20	100	100	220
9	Value base education	5	25	43	104	43	220
10	Overall rating of the college	0	5	20	100	95	220

